



Greenheck Roof Curbs

Technical Product Information

CURB O.D. 56-1/2" x 56-1/2"

P.O. NUMBER _____

CUSTOMER _____

PROJECT _____

LOCATION _____

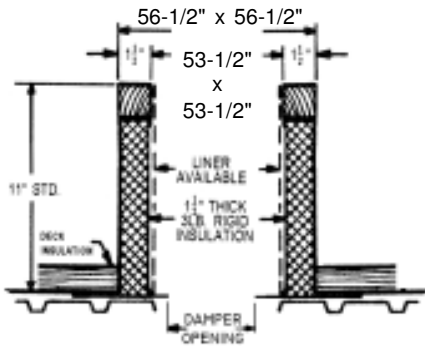
ARCHITECT _____

STANDARD CONSTRUCTION

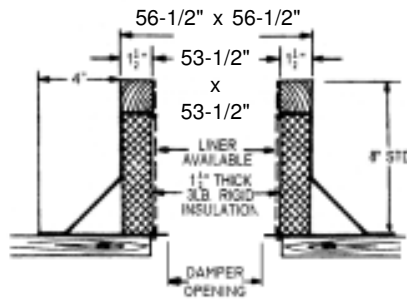
- 18 GAUGE GALVANIZED STEEL
- 1-1/2", 3LB. DENSITY FIBERGLASS INSULATION
- WOOD NAILER FLUSH
- UNITIZED CONSTRUCTION
- CONTINUOUS WELDED CORNER SEAMS

FITS

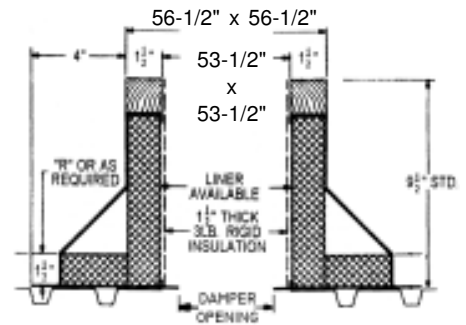
- | | | |
|--------------|--------------|-------------|
| • GB 480 | • LSF 15 | • ERD 42 |
| • LB 48 | • LSF 16 | • ESRMD 42 |
| • LBP 48 | • RDU 48 | • ESRMDF 42 |
| • CUBE 480 | • RBU 48 | • GRS 48 |
| • S-CUBE 480 | • TUAD 48 | • GRSI 48 |
| • TCBRU 36 | • TAUB 48 | • GRSR 48 |
| • TCBR 36 | • TAUB-CA 48 | |



RC-2A



RC-3A



RC-4A

PROJECT REQUIREMENTS

QTY.	STYLE	* OVERALL HEIGHT	"R" DIM.	PITCH REQUIREMENTS		DAMPER OPENING	TAG
				LONG SIDE	SHORT SIDE		