



# Greenheck Roof Curbs

Technical Product Information

**CURB O.D. 50-1/2" x 50-1/2"**

P.O. NUMBER \_\_\_\_\_

CUSTOMER \_\_\_\_\_

PROJECT \_\_\_\_\_

LOCATION \_\_\_\_\_

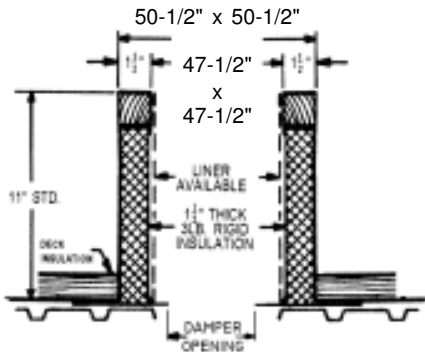
ARCHITECT \_\_\_\_\_

## STANDARD CONSTRUCTION

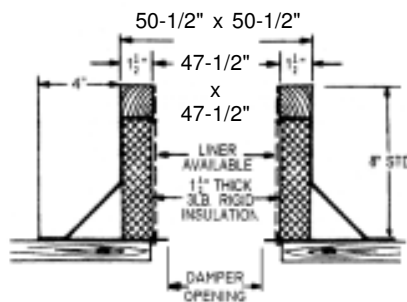
- 18 GAUGE GALVANIZED STEEL
- 1-1/2", 3LB. DENSITY FIBERGLASS INSULATION
- WOOD NAILER FLUSH
- UNITIZED CONSTRUCTION
- CONTINUOUS WELDED CORNER SEAMS

## FITS

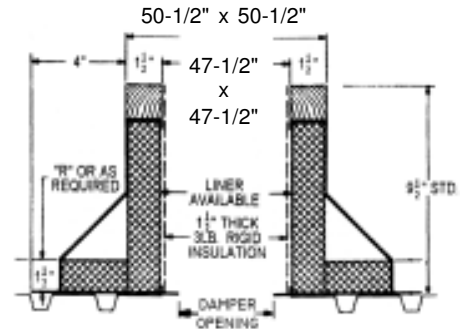
- |              |            |              |
|--------------|------------|--------------|
| • GB 420     | • RSFP 200 | • TAUB 42    |
| • LB 42      | • LSF 13   | • TAUB-CA 42 |
| • LBP 42     | • R 42     | • ERD 36     |
| • CUBE 420   | • RB 42    | • ESRMD 36   |
| • S-CUBE 420 | • RBF 42   | • ESRMDF 36  |
| • TCBRU 30   | • RDU 42   | • GRS 42     |
| • TCBR 30    | • RBU 42   | • GRSI 42    |
| • RSF 200    | • TAUD 42  | • GRSR 42    |



**RC-2A**



**RC-3A**



**RC-4A**

## PROJECT REQUIREMENTS

QTY.	STYLE	* OVERALL HEIGHT	"R" DIM.	PITCH REQUIREMENTS		DAMPER OPENING	TAG
				LONG SIDE	SHORT SIDE		