



Loren Cook Roof Curbs

Technical Product Information

CURB O.D. 34-1/2" x 34-1/2"

P.O. NUMBER _____

CUSTOMER _____

PROJECT _____

LOCATION _____

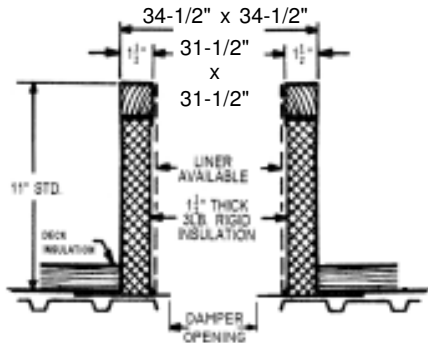
ARCHITECT _____

STANDARD CONSTRUCTION

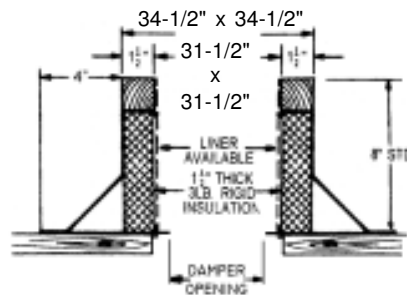
- 18 GAUGE GALVANIZED STEEL
- 1-1/2", 3LB. DENSITY FIBERGLASS INSULATION
- WOOD NAILER FLUSH
- UNITIZED CONSTRUCTION
- CONTINUOUS WELDED CORNER SEAMS

FITS

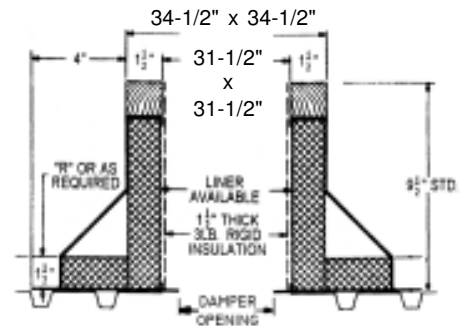
- | | | | | | | | | | | | | | | | | | | | | | | | | | | | | | | | | | | | | | | | | | | | | | | | | | | | | |
|---------|---------|---------|----------|----------|---------|----------|----------|----------|----------|-------------|-------------|-------------|-------------|-----------|-----------|----------|----------|------------|------------|----------|----------|----------|----------|----------|-----------|-----------|-----------|-----------|-----------|-----------|----------|----------|----------|----------|------------|------------|------------|------------|-----------|-----------|----------|----------|----------|----------|----------|-----------|---------|---------|-----------|----------|----------|----------|
| • 270 C | • 300 C | • 270 R | • 270 RH | • 270 RX | • 300 R | • 300 RH | • 300 RX | • 270 VX | • 300 VX | • 270 TLC-B | • 300 TLC-B | • 270 HLC-B | • 300 HLC-B | • 245 LPB | • 270 LPB | • 28 UCV | • 28 CVR | • 28 CVR-S | • 24 REBEL | • 24 AQD | • 24 AQB | • 24 SEP | • 24 ETE | • 24 ETS | • 24 HXEL | • 24 HXEM | • 24 HXSL | • 24 HXSM | • 24 HXFL | • 24 HXFM | • 24 HEE | • 24 HES | • 24 HEF | • 24 HER | • 24 HEE-D | • 24 HES-D | • 24 HEF-D | • 24 HER-D | • 24 LXUL | • 24 LXUM | • 24 LEU | • 24 AUD | • 24 AUB | • 24 EUB | • 24 SUB | • 24 SUBH | • 24 PR | • 24 TR | • 24 LSUG | • 24 TUB | • 24 TUD | • 24 LTU |
|---------|---------|---------|----------|----------|---------|----------|----------|----------|----------|-------------|-------------|-------------|-------------|-----------|-----------|----------|----------|------------|------------|----------|----------|----------|----------|----------|-----------|-----------|-----------|-----------|-----------|-----------|----------|----------|----------|----------|------------|------------|------------|------------|-----------|-----------|----------|----------|----------|----------|----------|-----------|---------|---------|-----------|----------|----------|----------|



RC-2A



RC-3A



RC-4A

PROJECT REQUIREMENTS

QTY.	STYLE	* OVERALL HEIGHT	"R" DIM.	PITCH REQUIREMENTS		DAMPER OPENING	TAG
				LONG SIDE	SHORT SIDE		