



ACME Roof Curbs

Technical Product Information

CURB O.D. 38-1/2" x 38-1/2"

P.O. NUMBER _____

CUSTOMER _____

PROJECT _____

LOCATION _____

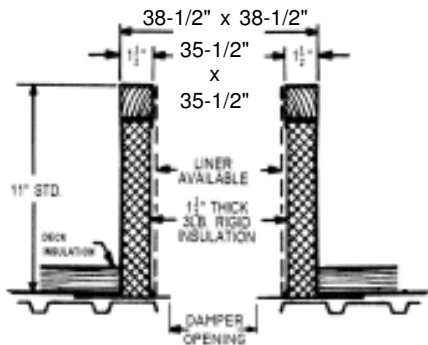
ARCHITECT _____

STANDARD CONSTRUCTION

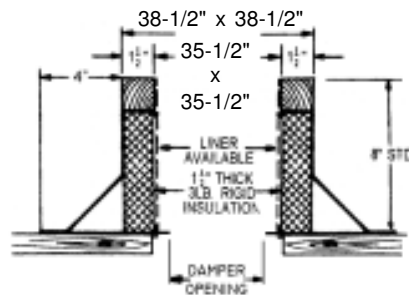
- 18 GAUGE GALVANIZED STEEL
- 1-1/2", 3LB. DENSITY FIBERGLASS INSULATION
- WOOD NAILER FLUSH
- UNITIZED CONSTRUCTION
- CONTINUOUS WELDED CORNER SEAMS

FITS

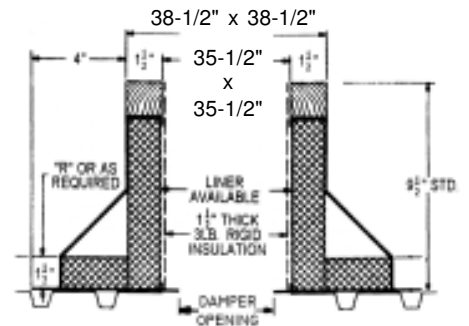
- PNU 300
- PNUHP 300
- PNUXP 300
- PV 260
- PV 300
- PL 300
- PL 330
- AFSN 150
- AFSL 150
- AFSI 150
- EC 30



RC-2A



RC-3A



RC-4A

PROJECT REQUIREMENTS

QTY.	STYLE	* OVERALL HEIGHT	"R" DIM.	PITCH REQUIREMENTS		DAMPER OPENING	TAG
				LONG SIDE	SHORT SIDE		