



ACME Roof Curbs

Technical Product Information

CURB O.D. 32-1/2" x 32-1/2"

P.O. NUMBER _____

CUSTOMER _____

PROJECT _____

LOCATION _____

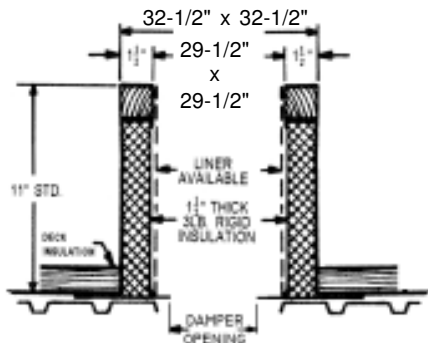
ARCHITECT _____

STANDARD CONSTRUCTION

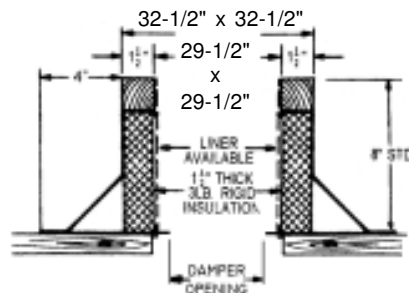
- 18 GAUGE GALVANIZED STEEL
- 1-1/2", 3LB. DENSITY FIBERGLASS INSULATION
- WOOD NAILER FLUSH
- UNITIZED CONSTRUCTION
- CONTINUOUS WELDED CORNER SEAMS

FITS

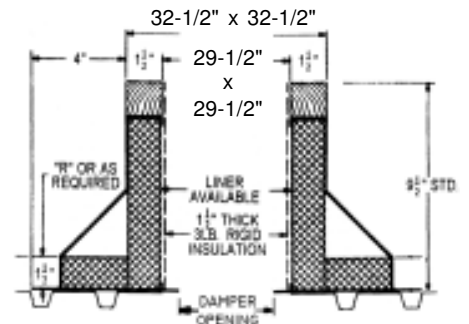
- PNU 245
- PNUHP 245
- PNUXP 245
- PV 220
- PV 240
- PL 171
- PL 270
- LQ 21
- LQ-S 21
- ECH 24
- UD 21
- HDD 24
- HA 24



RC-2A



RC-3A



RC-4A

PROJECT REQUIREMENTS

QTY.	STYLE	* OVERALL HEIGHT	"R" DIM.	PITCH REQUIREMENTS		DAMPER OPENING	TAG
				LONG SIDE	SHORT SIDE		