



ACME Roof Curbs

Technical Product Information

CURB O.D. 22-1/2" x 22-1/2"

P.O. NUMBER _____

CUSTOMER _____

PROJECT _____

LOCATION _____

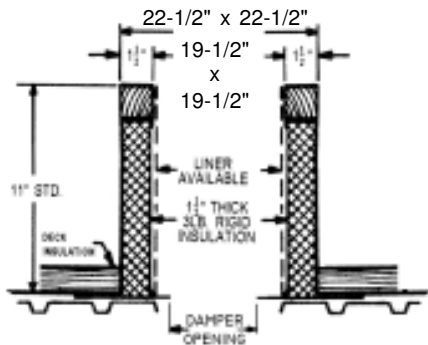
ARCHITECT _____

STANDARD CONSTRUCTION

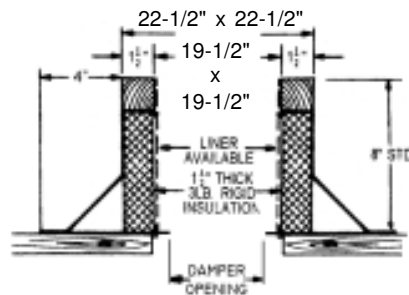
- 18 GAUGE GALVANIZED STEEL
- 1-1/2", 3LB. DENSITY FIBERGLASS INSULATION
- WOOD NAILER FLUSH
- UNITIZED CONSTRUCTION
- CONTINUOUS WELDED CORNER SEAMS

FITS

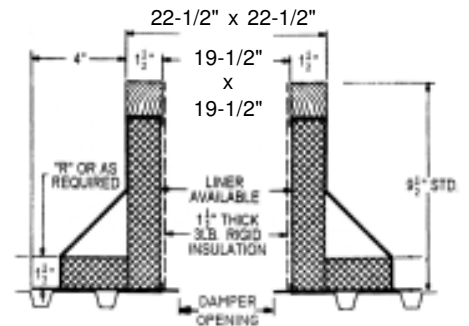
- PRN 163
- PRN 171
- PDU 150
- PDU 165
- PNUXP 080
- PNUHP 100
- PNU 120
- PNU 135
- PV 150
- PV 165
- PL 135
- PL 145
- LQ 12
- LQ-S 12



RC-2A



RC-3A



RC-4A

PROJECT REQUIREMENTS

QTY.	STYLE	* OVERALL HEIGHT	"R" DIM.	PITCH REQUIREMENTS		DAMPER OPENING	TAG
				LONG SIDE	SHORT SIDE		